

Satisfaction Indicators: earnings and work

According to the Hungarian
BerBarométer/WageIndicator
database

Dr. Szilvia Borbély

MARMOL RESEARCH BUDAPEST



WageIndicator.org

About MARMOL RESEARCH BUDAPEST (<http://www.mresearch.co.hu/>)

Marmol Research does extensive research in the following subjects:

- Market research
- Macro- and microeconomy
- Industrial relations
- Labour market research
- Background studies to start enterprises
- Case studies in Hungary, Central Europe and Eastern Europe; comparative and regional research.

Marmol Research

- also deals with business, finance and economy in the USA.

Besides, Marmol Research

- does partner-research for EU-funded projects
- organizes professional programs and business visits
- does translation and interpretation services in Hungary
- edits and publishes books

SZILVIA BORBÉLY, PhD in economics

h10095bor@gmail.com

h10095bor@ella.hu

borbelyszilvi@t-online.hu

About Wage Indicator Foundation (<http://www.wageindicator.org>)

The independent non-profit Wage Indicator Foundation aims for transparency of the labour market by sharing and comparing data through its network of national websites. *Wage Indicator* has operations in more than 60 countries.

The Wage Indicator Foundation was established in the Netherlands in 2003. The Foundation is based in Amsterdam. It has regional offices in Ahmadabad, Bratislava, Buenos Aires, Cape Town/Maputo and Minsk. Its headquarters and postal address are:

Wage Indicator Foundation

Plantage Muidergracht 12

1018TV Amsterdam

The Netherlands

office@wageindicator.org

Table of contents

Summary	3
1 Happiness with wage and job if rearing or not a child	4
Table Satisfaction with wage and job, 2006.....	4
Table Satisfaction with wage and job, 2010.....	5
2 Happiness with wage and job, men and women	6
Table Satisfaction with wage and job, men and women, 2006.....	6
Table Satisfaction with wage and job, men and women2010.....	7

Summary

SZGTI (Trade Union Institute of Economic and Social Research, Hungary) within its BérBarométer project (EQUAL H005) based on the WageIndicator system gathers since 2006 the on-line data on labour market, employment (www.berbarometer.hu). The on-line questionnaire – among a lot of other topics - asks about satisfaction with wage and job. People filling the questionnaire could evaluate their happiness with wage and job voting to “Very satisfied”, “Satisfied”, “Averagely satisfied”, “Dissatisfied” and “Very dissatisfied”. Both in 2006 and 2010 500-500 persons answered this question. Now we examine how the answers differ according to gender and to rear or not a child.

1 Happiness with wage and job if rearing or not a child

In 2010 the *satisfaction with job was relatively high* in case of people either having or not a child (45-45%). In 2010 it was even higher than in 2006. In 2010 particularly those having child started to be satisfied with their job. Looking for explanation of this phenomenon, we have to remember the crisis years, 2008 and 2009, job losses and sharp rise of unemployment rate by this time. *In 2010 practically having (whatever) job (or not to lose it) caused a satisfaction, first of all for those with child.*

The *opposite* has happened in concern of wage. In 2006 and 2010 more than half (around 52%) of the people with children and near to half (49,4% and 48%) of those without children were very dissatisfied or dissatisfied with wage. Only a very low (but stable) percentage of people with child was happy with wage (19,4% in 2006 and 20% in 2010). The people without child were only slightly happier with their wage (22,5% in 2006 and 22% in 2010).

Table Satisfaction with wage and job, 2006

	Without child		With child	
	Wage	Job	Wage	Job
Very dissatisfied and dissatisfied	49,4%	29,2%	52,6%	27,9%
Averagely satisfied	28,1%	29,2%	28,1%	32,5%
Very satisfied and satisfied	22,5%	41,6%	19,4%	39,6%

Source: www.berbarometer.hu- www.wageindicator.com database, 2006

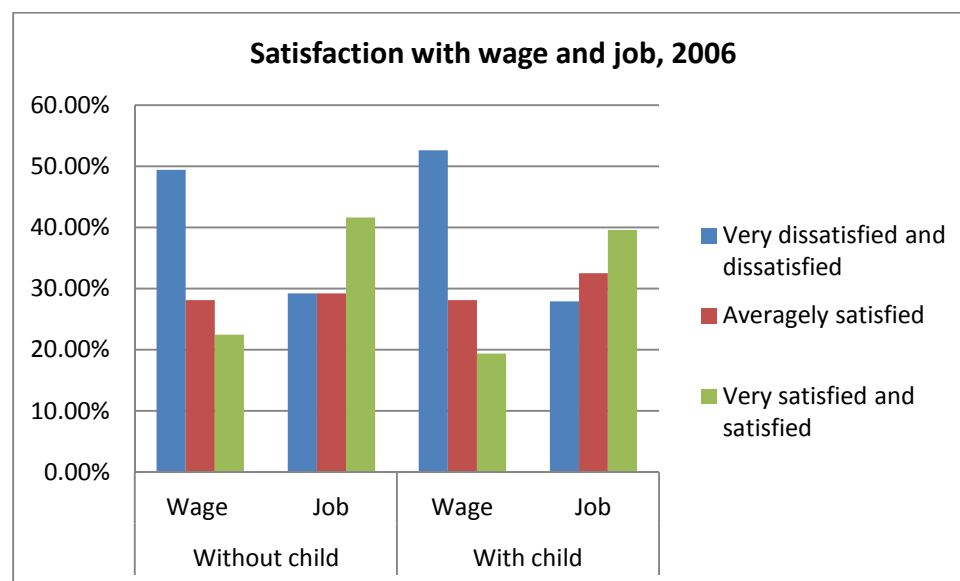
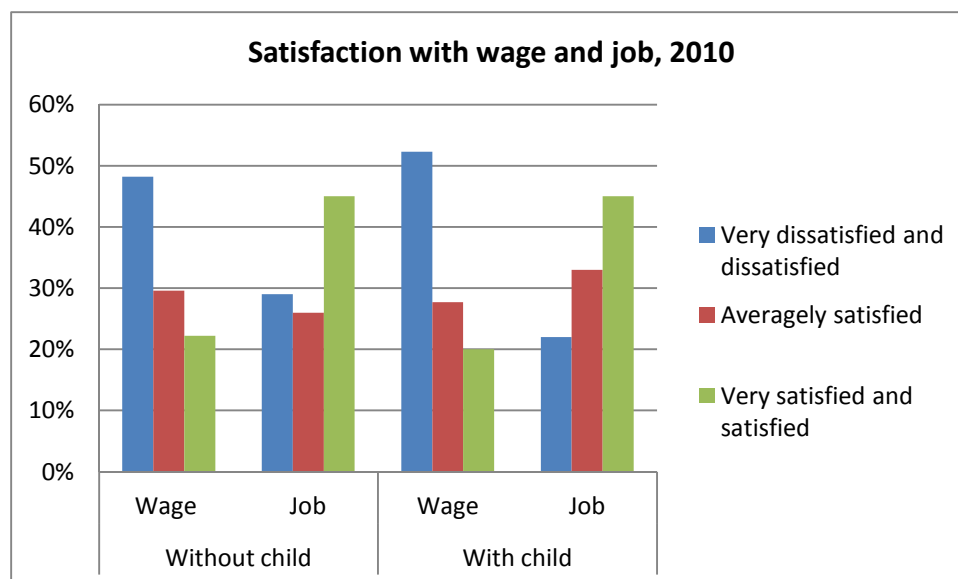


Table Satisfaction with wage and job, 2010

	Without child		With child	
	Wage	Job	Wage	Job
Very dissatisfied and dissatisfied	48%	29%	52%	22%
Averagely satisfied	29,60%	26%	27,70%	33%
Very satisfied and satisfied	22%	45%	20%	45%

Source: www.berbarometer.hu- www.wageindicator.com database, 2010



2 Happiness with wage and job, men and women

In 2006 near to 23 % of men was happy with the wage in 2010 only 17,5%. At the contrary, in 2010 the women were happier with their wage than in 2006 (21 % and 23 % respectively), true slightly more than half of them were dissatisfied or very dissatisfied. *It means that both in 2006 and 2010 women were more dissatisfied with their wage than men.*

Both women and men were happier with their job in 2010 than in 2006. According to it, in 2006 42% of both women and men were happy (that is satisfied and very satisfied) with their job. In 2010 the satisfaction rate for men was 46,3% and slightly less women (44,5%).

So, in 2010 women were less happy than men not only with wage but also with their job situation.

Table Satisfaction with wage and job, men and women, 2006

	Men		Women	
	Wage	Job	Wage	Job
Very dissatisfied and dissatisfied	46,20%	27,60%	51,60%	27,00%
Averagely satisfied	31,00%	30,60%	27,50%	31,20%
Very satisfied and satisfied	22,80%	41,80%	20,90%	41,90%

Source: www.berbarometer.hu- www.wageindicator.com database, 2006

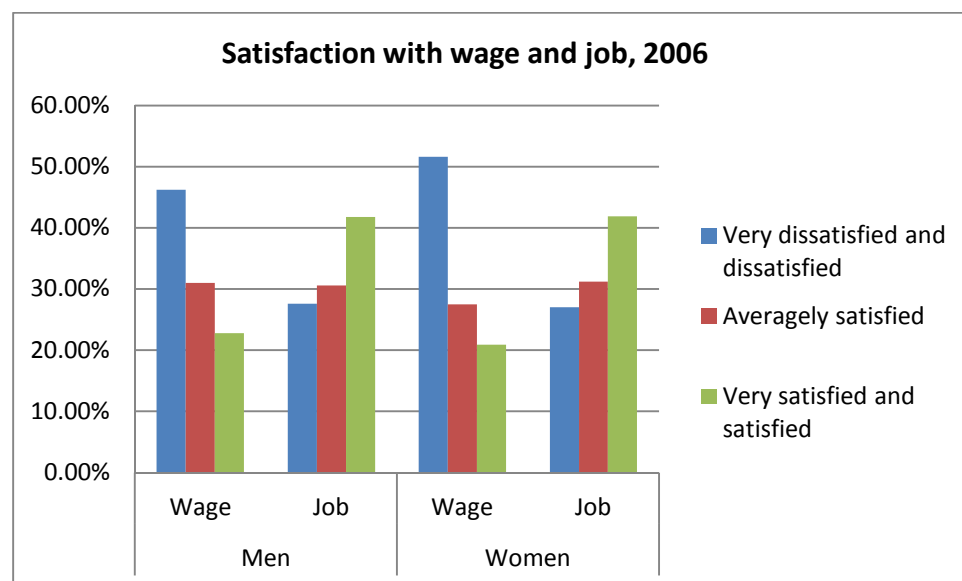
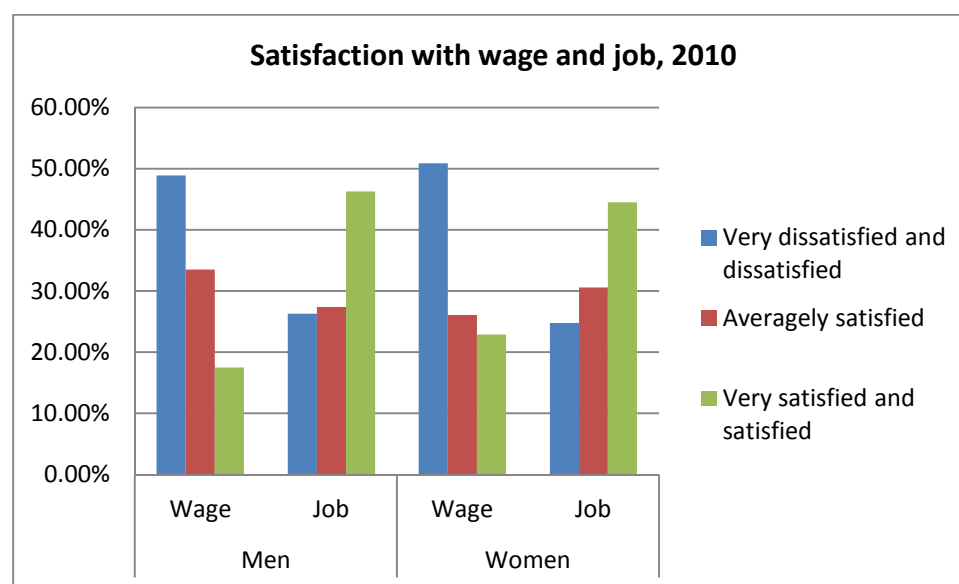


Table Satisfaction with wage and job, men and women2010

	Men		Women	
	Wage	Job	Wage	Job
Very dissatisfied and dissatisfied	48,90%	26,30%	50,90%	24,80%
Averagely satisfied	33,50%	27,40%	26,10%	30,60%
Very satisfied and satisfied	17,50%	46,30%	22,90%	44,50%


Source: www.berbarometer.hu- www.wageindicator.com database, 2010



Wage Indicator Foundation

Plantage Muidergracht 12
1018 TV Amsterdam
The Netherlands

office@wageindicator.org



WageIndicator.org